

INNOVATION WYRKSHOP

ROLL A FACE

ESTIMATED TIME: **20 MIN**

LEARNING OBJECTIVES

- Practice reflexes and motor skills by rolling a dice
- Create a fun face

LEVEL: 1

STANDARDS

- NGSS
 - K-2- ETS1-2
- PBL
 - Challenge or problem
 - Authenticity
 - Student voice and choice
 - Sustained inquiry
- STEM
 - Visual arts (preschool standards 2): Invent and discover to create
 - Life sciences (preschool standard 2): Life sciences

MATERIALS NEEDED:



Dice



Pencil



Paper



ACTIVITY OUTLINE:

STEP 1:

Choose one of the three template attached and print out a copy.


STEP 2:

Start by rolling the dice and getting a random number. Once you get your number find the corresponding image under “turn 1” that matches. Then sketch that image onto your paper.

STEP 3:

Go down the list until you get done with all of the steps! Now you can color in your face and show it off.





























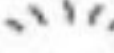
















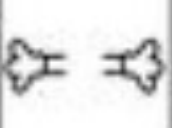


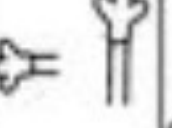



ROLL-A-FACE

1st Turn Face Shape						
2nd Turn Eyes						
3rd Turn Nose						
4th Turn Mouth						
5th Turn Ears						
6th Turn Hair						



Roll a Minion

						
Roll 1: Body						
Roll 2: Eyes						
Roll 3: Mouth						
Roll 4: Hair						
Roll 5: Overalls						
Roll 6: Feet						
Roll 7: Arms						

Light Out 2016





ROLL and DRAW A CUDDLY CAT

(Celebrate Hug Your Cat Day on June 4)

	1ST ROLL FACE	2ND ROLL BODY	3RD ROLL EYES	4TH ROLL EARS	5TH ROLL TAIL
					NONE

*Add additional details and a background or scene to your drawing.

